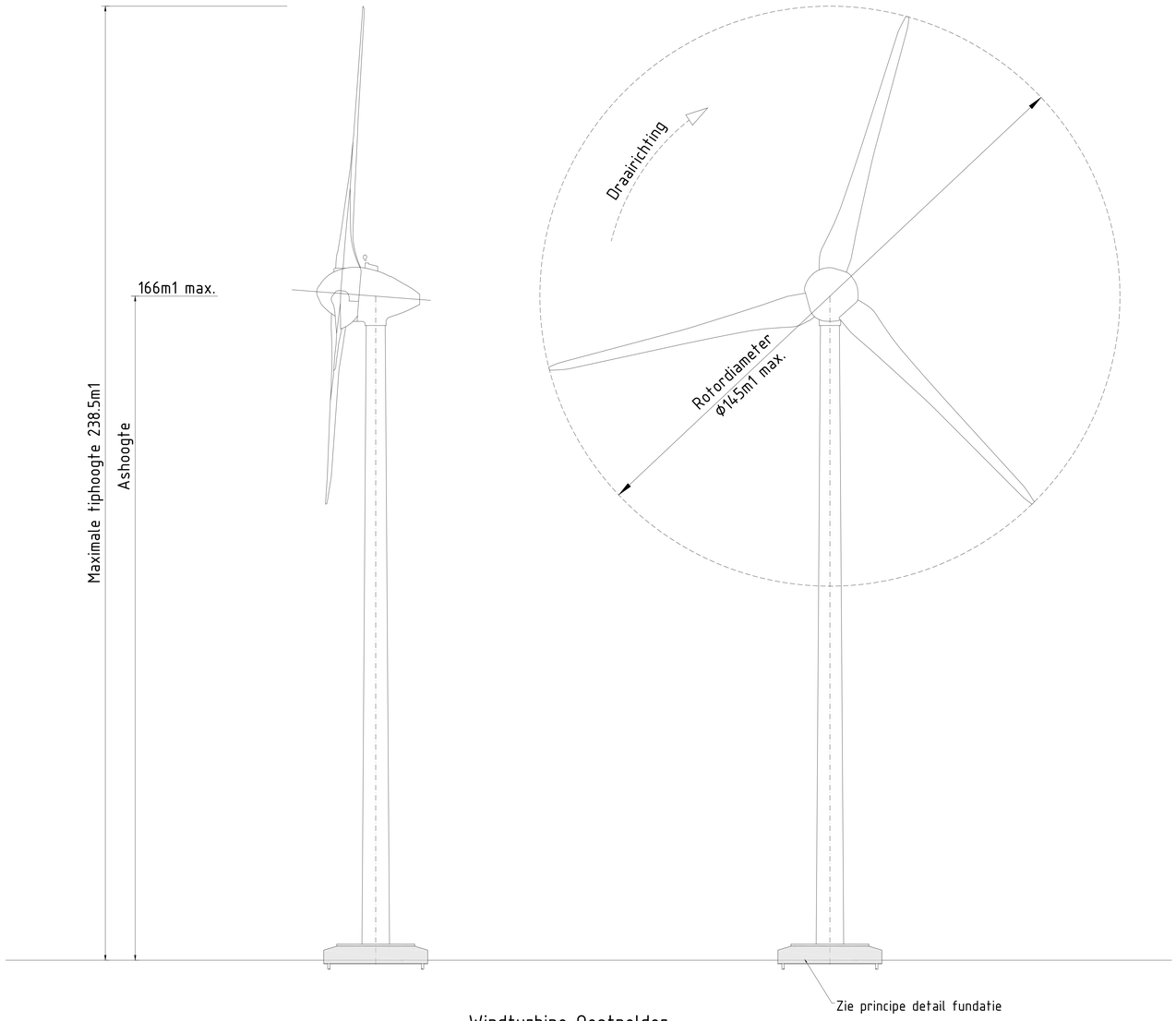

Windturbine Oostpolder

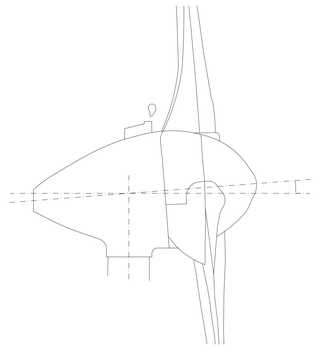

Zijaanzicht Gondel

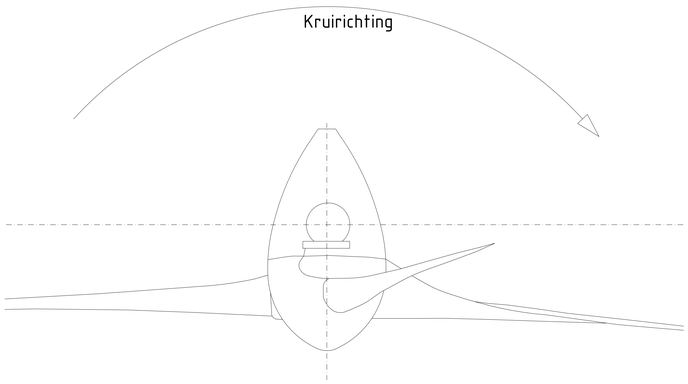

Bovenaanzicht Gondel

Indicatieve contouren gondelhuisaanzichten/
Indicatieve nacelle contours

Zijaanzicht/Side view	Vooraanzicht/Front view
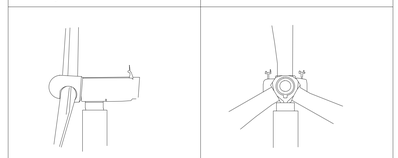	
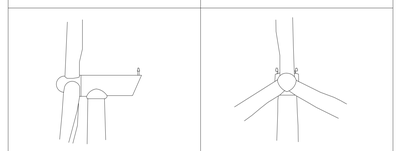	
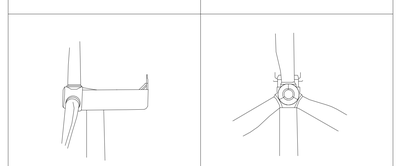	
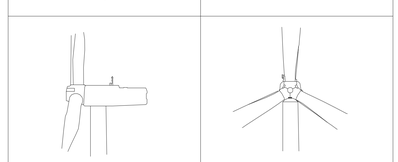	
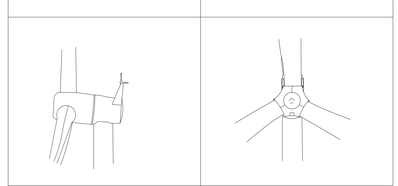	
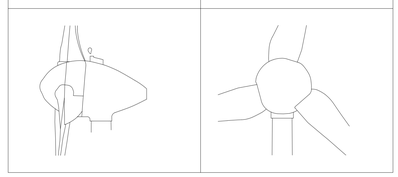	

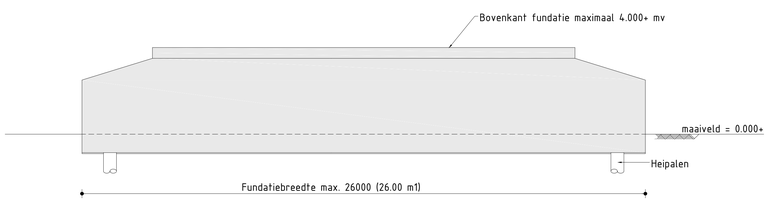

Principe Detail fundatie
Schaal 1 : 100

Opmerking:

Bovenstaande tekeningen geven de grenzen van de afmetingen aan van de windturbines.
Tussenliggende afmetingen zijn mogelijk.

De beeldbepalende kenmerken van een windturbine zijn de as-hoogte en de rotordiamer.

Deze tekening is niet bedoeld om de vorm en afmeting van de nacelle/gondel en de mast vast te leggen.

Diepte en hoogte fundatie afhankelijk van grondonderzoek en type windturbine (definitieve fundatieontwerp).
Maaiveldhoogte t.p.v. windturbine.
Maaiveld per lijn te bepalen

CONCEPT
VERTROUWELIJK

fact. no.	build.	ext.		FDEC hr. Doornbos	P7007.182
717	B	26		Civ. engineer	project no.

title: Windpark Oostpolder
Aanzichten en Fundatie

fact./build. :
project:

rev.	date	by	dept	chk
D				
C				
B	2017-04-24	E.B	ENG	
A	2017-03-22	E.B	ENG	
—	2017-03-10	E.B	ENG.	

scale	dimensions in	doc. type	abbr.
n.v.t	m	15	PPD

Alt. doc. no.

Eneries Services bv
Postbus 2008,
7801 CA Emmen
Tel. +31 (0)591 69 2555
www.emmtecservices.nl

EMMTEC services

size: A0 — doc. no.: 3.112.576 — sh. 1 — 2

tn. ds. AC2016 /EEBC — location doc. no.

Filename: 717-2017-103.2D-01(PLY)(Ontwerp)(P)(01)(B)(Ontwerp) AP Windpark Oostpolder.dwg, Engineering(v16.5 Bouwkunde & Civiel)(v16.5 Beton)(Aanzichten)(Gondel)(1:100)(1:50)(1:25).dwg