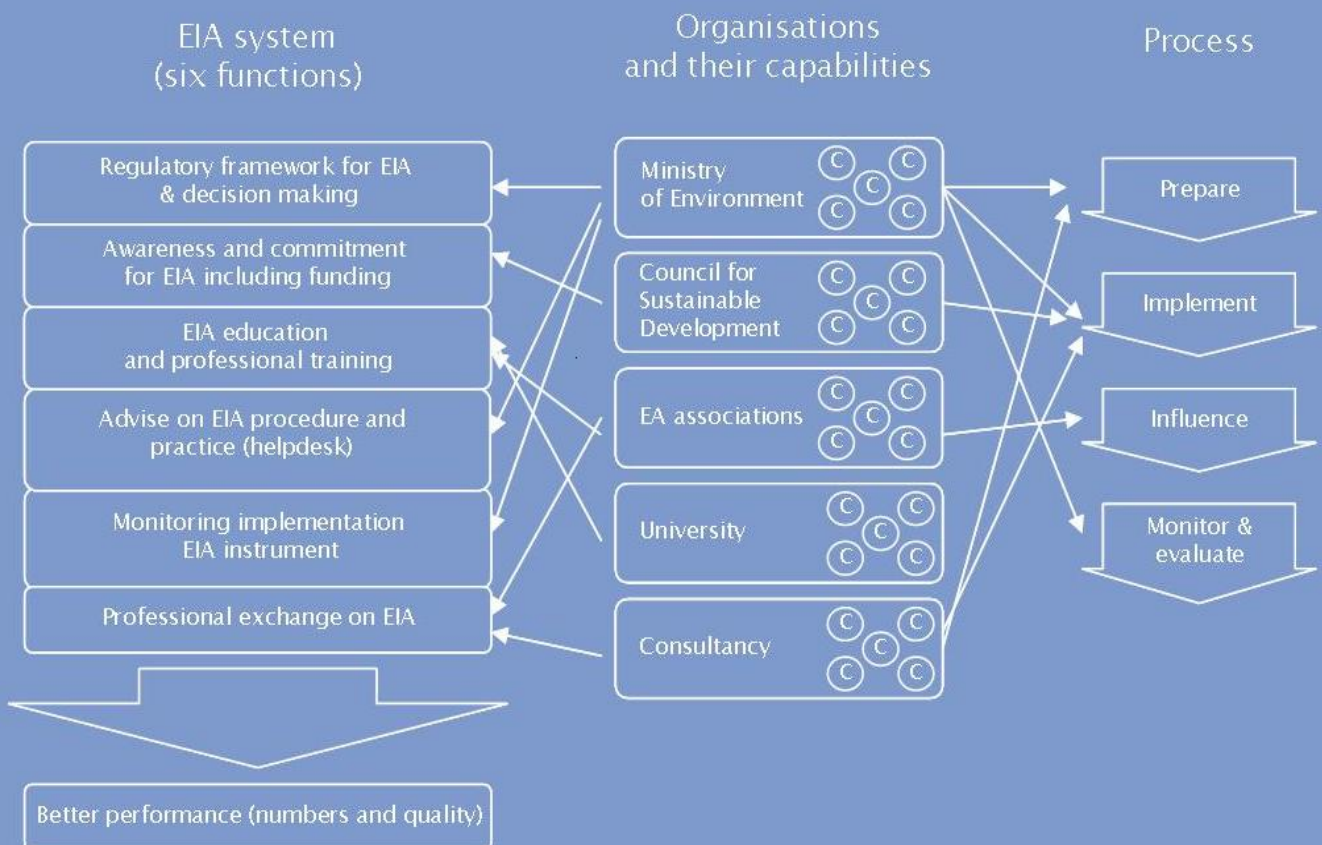


A Systems Approach to EIA Effectiveness

NCEA/ISBN 978-90-718-8700-0



EIA system functions & organisations/capabilities & process – by the NCEA

Table of Contents

1. INTRODUCTION.....	2
2. CHARACTERISING THE SYSTEMS APPROACH TO EIA EFFECTIVENESS	3
2.1 Better EIA systems: How to track improvement?	3
2.2 More EIA capacity: How to determine when it is sufficient?	5
2.3 Better EIA processes: When has an individual EIA improved?	8
3. APPLICATION OF THE EIA SYSTEM APPROACH IN PRACTICE.....	9
3.1 Links between EIA system, capacities and individual EIA cases.....	9
3.2 How does NCEA apply the system approach in practice?.....	10
3.3 Opportunities and threats: Cooperation activities in their context.....	11
3.4 Using the indicators to measure the NCEA's performance.....	12
4. THE PERFORMANCE INDICATORS	12
4.1 EIA performance indicators – System level.....	13
4.2 EIA performance indicators – Capacity level.....	18
4.3 EIA performance indicators – Process level	20

1. Introduction

The Netherlands Commission for Environmental Assessment (NCEA) has been involved in Environmental Impact Assessment (EIA) and Strategic Environmental Assessment (SEA) practice in the Netherlands for over 25 years, and in international cooperation for 20 years. Within the Netherlands, the NCEA provides independent quality assurance and operates as an EIA/SEA knowledge centre. Outside the Netherlands, the NCEA supports EIA/SEA capacity development, in addition to advice on quality assurance and knowledge sharing.

The NCEA makes its knowledge, experience and lessons learned available to its direct partners, and to a wider audience of EIA/SEA practitioners, scientists and the general public, through a variety of channels: the NCEA website, newsletters, the NCEA-Views & Experiences series, (joint) publications and key sheets.

This publication introduces the reader to an ambitious endeavour the NCEA has embarked on in 2012: the translation of its practice experience into a so-called *systems approach*. This approach is intended to be used both for analyzing existing EIA and SEA systems in the countries with whom the NCEA cooperates, as well as for measuring the results of the contribution that the NCEA makes to improving these systems. The system approach has been developed for both EIA and SEA. This publication, however, concentrates solely on EIA, in a separate publication the systems approach is detailed for SEA¹.

Below, in chapter 2, the systems approach is further explained. In chapter 3 we set out how we apply this approach in practice. The last chapter contains a series of tables with a detailed overview of the EIA system results, indicators and means of verification we have defined for the systems approach.

It is important to emphasise that this systems approach to EIA and SEA is a work in progress. We expect to adapt the approach as we gain practical experience with this way of working, and in response to feedback we receive from the partners we work with. A new edition of this publication will be prepared when our understanding of the systems approach has evolved further.

¹ See: NCEA, 2014, a systems approach to SEA effectiveness.

2. Characterising the systems approach to EIA effectiveness

In its international work, the NCEA strives to contribute to 'better EIA systems, more EIA capacity and better EIA processes' in the countries with which it cooperates. In 2012, we were challenged by the Dutch Ministry of Foreign Affairs, which subsidizes the majority of our international programmes, to make these objectives more tangible and measurable. In response, the international section of the NCEA made an effort to translate the lessons learned from practice into the 'EIA systems approach' presented here.

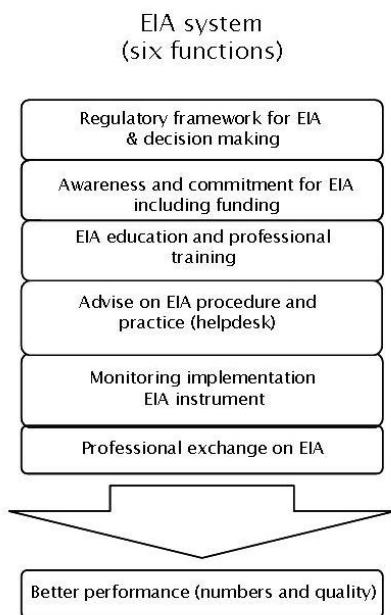
Starting point for this approach is the idea that if we want to understand EIA effectiveness, we need to take into view the whole EIA system, rather than looking solely at different components such as EIA regulation. We distinguish three levels in our systems approach: the system level (2.1), the organisation level (2.2) and the process level (2.3). At the system level we look at key functions that should be fulfilled within a system to enable good practice EIA. The organisational level is about the capacities of actors that have a role in the EIA system. At the process level, we look at how individual EIA processes are undertaken.

In keeping with the overall NCEA objective to contribute to 'better EIA systems, more EIA capacity and better EIA processes', we have identified key results that should be achieved at each level. Each result is subsequently translated into a set of indicators, including the means of verification that allow assessment of the progress on that result. More detail is provided in chapter 4. In most cases, the assessment is qualitative, although some indicators are assessed quantitatively. Note that, in some instances, the means of verification refer to separate methods that the NCEA has developed, or which are currently under development. These methods are not elaborated in great detail in this publication, but more information is available elsewhere (see www.eia.nl).

2.1 Better EIA systems: How to track improvement?

The NCEA defines an EIA system as a coherent set of 'functions' that are necessary for effective EIA practice. The system can be considered to be improved, when one or more of these functions have been strengthened. An EIA system is generally bounded by country borders, but in a country where EIA is decentralised, the system could also be specific to a province or district. Similarly, where countries have co-ordinated their EIA approaches, a supra-national EIA system could be considered. At system level, we have identified six key functions. See figure 1 below.

Figure 1



EIA system functions –by the NCEA

In the view of the NCEA, these six functions need to be fulfilled for an EIA system to be effective. For each of the six functions we have formulated the results that we would hope to see as we work with partners to ensure that each of the functions is operational within their EIA system. For each result we have defined a set of indicators to measure progress on these results, as well as means of verification.

For example:²

- ⇒ **Function:** Provide a regulatory framework for EIA & decision making
An important function within an EIA system is the provision of a regulatory framework, for the EIA process but also for the decision-making process that is based on the EIA (which could be a project approval or environmental permitting decision, depending on the jurisdiction).
 - ⇒ **Result:** Regulation is in place and of sufficient quality
This is a result the NCEA and its partners will jointly work towards in cooperation programmes. Indicators below measure the level of achievement of this result.
 - ⇒ **Indicator:** EIA regulation established (yes/no)
 - ⇒ **Means of verification:** Analysis of legal documents, interviews
 - ⇒ **Indicator:** Combination scores law EIA and scores law decision making
 - ⇒ **Means of verification:** EIA map³

² See chapter 4 for all six functions and all corresponding results and indicators.

³ For more information on EIA mapping, see the EIA mapping keysheet at www.eia.nl

- ⇒ **Function:** Raise awareness, commitment and funding for EIA.
Within an EIA system there needs to be systematic effort to raise awareness on EIA, to raise commitment for the instrument of EIA, and to ensure that sufficient funding is available for EIA.
 - ⇒ **Result:** Relevant stakeholders are aware of the EIA regulation
 - ⇒ **Indicator:** scores for level of awareness NGOs, consultants, universities (learning institutes), knowledge institutes.
 - ⇒ **Means of verification:** EIA map
 - ⇒ **Result:** Sufficient budget is allocated to undertake EIA related tasks at relevant organisations, such as a Ministry for Environment
 - ⇒ **Indicator:** Earmarked EIA budget in governmental budgets exist (yes/no),
 - ⇒ **Means of verification:** Interviews and (if available) analysis of govt budgets
 - ⇒ **Indicator:** Budget available for individual EIA cases: (yes/no), rough estimate budgets & trends, budget considered sufficient?
 - ⇒ **Means of verification:** Interview with (panel of) EIA practitioners

The six functions all together contribute to the overall EIA system performance in terms of the number and quality of EIAs that are produced. To track this performance, we have also defined specific system results that the NCEA wants to contribute to, as well as indicators and means of verification for these.

For example:

- ⇒ **Result:** Increase in quality of EIAs
 - ⇒ **Indicator:** Proportion of EIAs considered of sufficient quality
 - ⇒ **Indicator:** Proportion of EIAs considered influential (on decision-making and project implementation)
 - ⇒ **Means of verification** (for both indicators): Analysis of an EIA sample and/or interviews (for example, with those responsible for EIA review)
- ⇒ **Result:** Improved co-ordination between governmental agencies in EIA processes takes place
 - ⇒ **Indicator:** % Cases that other government agencies/departments are consulted in screening, scoping etc (estimate)
 - ⇒ **Means of verification:** Interviews

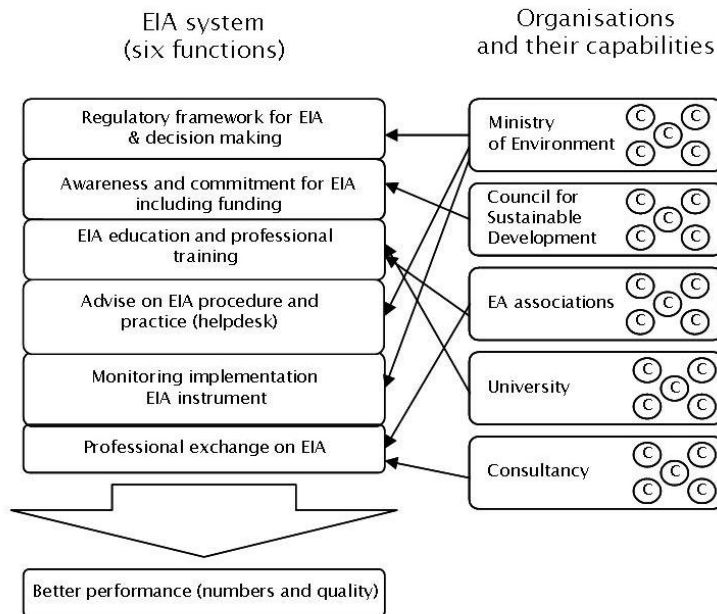
2.2 More EIA capacity: How to determine when it is sufficient?

Capacity development at organisation level

It is essential for the effectiveness of an EIA system that the organisations that have a responsibility in this system have the capacity to perform the role they have. This applies both to governmental organisations with formal roles in the system, and to non government organisations that have more informal roles, such as NGOs and Universities. In the NCEA systems approach, the roles of organisations are related to system functions. See figure 2. Note that we use the term organisation loosely. For example, a network of actors such as that

of consultants that undertake EIAs is included here as an organisation that contributes to EIA system functions.

Figure 2



EIA system functions & organisations/capabilities - by the NCEA

NB: The illustrated relations and organisations in this figure are an example, the nature of the organisations and their contribution to system functions will vary depending on the context of a country.

But what does 'capacity' mean in this context? And when can it be concluded that an organisation has sufficient capacity? To address this issue the NCEA benefits from the results of a major research project undertaken by the Inspection Development Cooperation (IOB – a department of the Ministry of Foreign Affairs)⁴. In this research, seven Dutch organisations that are involved in capacity development in international cooperation – including the NCEA – were evaluated on their effectiveness. From the evaluation it was concluded that any effective organisation needs to have five 'capabilities', together making up the 'capacity' of an organisation or network of actors.

The five capabilities (which could also be seen as effectiveness criteria for organisations) are:

- The capability to act: For example, does the organisation have a clear mandate for what it tries to do? Is there strong and effective leadership in the organisation? Etc.
- The capability to achieve results: Does staff have sufficient skills? Does the organisation have sufficient budget? Etc.
- The capability to relate: Does the organisation have access to an effective network? Does it effectively manage its relations? Etc.

⁴ IOB evaluation No. 335: Facilitating resourcefulness. Evaluation of Dutch support to capacity development (2011).

- The capability to be consistent & coherent: Does the organisation have a clear vision of where to go to? Does it have effective procedures instructing staff what should be done under which circumstances? Etc.
- The capability to adapt & renew: Is the organisation capable of learning? Is it flexible enough to adapt to changing circumstances? Etc.

To strengthen the capacity of the organisations that have a role in the EIA system, the NCEA needs to consider these five capabilities. For each we have formulated EIA specific indicators and means of verification. For example⁵:

- ⇒ **Capability:** Capability to commit and act
 - ⇒ **Indicator:** Mandates clearly defined in legal texts (yes/no)
 - ⇒ **Means of verification:** Analyses of legal texts.

Capacity development of persons within organisations

Traditionally, some of the activities of the NCEA are targeted towards individuals, oftentimes a small selection of individuals from different organisations. These activities are geared towards supporting individual professional development to enable EIA professionals to perform their specific tasks within the organisation or network that they operate. This usually involves training and/or coaching, often (preferably!) as components of organisational capacity development interventions. For this reason, the NCEA has also identified a set of indicators that can track progress in capacity development at the level of an individual person. These are also further described in Chapter 4.

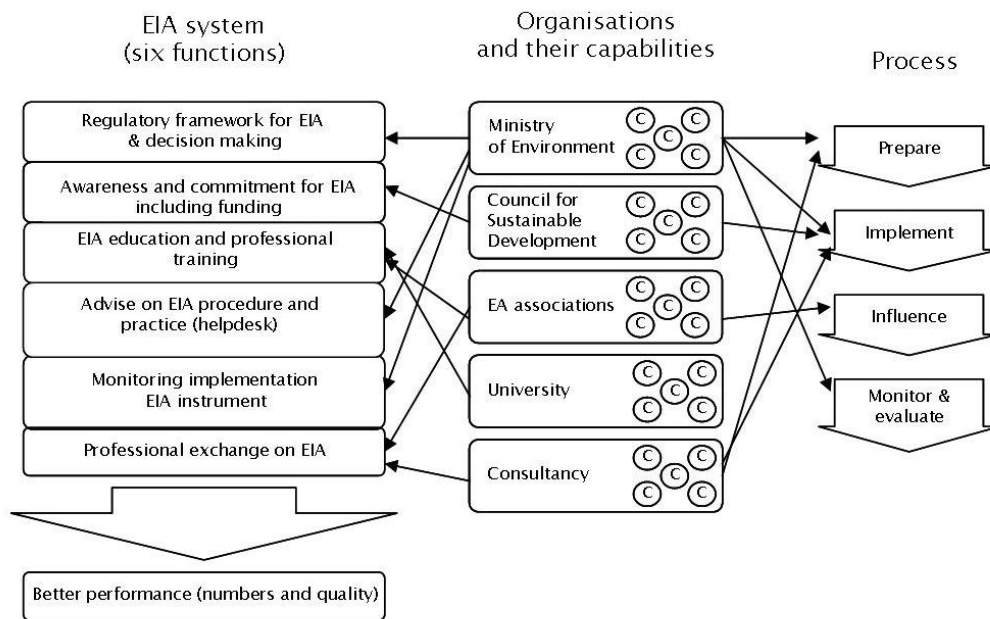
In its work the NCEA aims to help organisations across the 5 capabilities, as well as strengthening capacity of individuals within organisations. The capacity of an organisation is considered to have improved, if an organisation within the EIA system scores better on the indicators for one or more of the 5 capabilities and/or the indicators for individual capacity.

⁵ See for all six functions and all corresponding results and indicators p. 17.

2.3 Better EIA processes: When has an individual EIA improved?

Together the EIA organisations identified have the capacity both to run an effective EIA system, and to deliver effective EIA processes. See figure 3

Figure 3



EIA system functions & organisations/capabilities & process – by the NCEA

NB: The illustrated relations in this figure are an example, the nature of the organisations and their contribution to system functions and to the EIA process will vary depending on the context of a country.

For the process level the NCEA formulated the following four results that identify an effective EIA process:

- **Good quality** of the EIA report and process
- **Improved quality of the decision making** process
- Improved sustainability of the approved **project**
- **Improved capacity of organisations** (through training on the job)

In the same way as for the system and organisation levels, we have formulated indicators and means of verification for each result. For example:

- ⇒ **Result:** Good quality of EIA report and process
 - ⇒ **Indicator:** Assessment is of complete and appropriate scope (yes/partially/no)
 - ⇒ **Means of verification:** NCEA review of EIA report

To assess the results of its efforts at the level of an EIA process the NCEA looks at both the 'product' (EIA report) and the 'process' (EIA process, including follow-up). Also, we look at the relationship between the EIA and compliance and enforcement of the environmental conditions that have been based on the EIA. Within the means of verification we make use of monitoring forms that NCEA has developed earlier as part of its internal monitoring system.

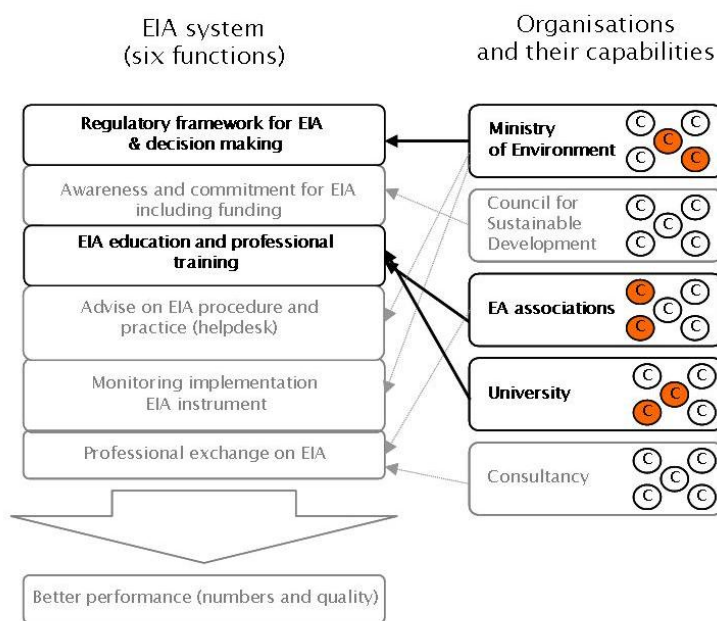
3. Application of the EIA system approach in practice

3.1 Links between EIA system, capacities and individual EIA cases

Different organisations or networks of actors contribute to different functions within the EIA system. Sometimes, one specific organisation has a dominant role in one function, such as a Ministry of Environment might have in providing a regulatory framework for EIA. In other cases, more organisations or actors contribute to a function. For example for the function *Provide EIA education and professional training*, both professional EA associations and higher education institutes can play a role. The capabilities of an organisation or actor determine how well the actor is able to contribute to a system function.

Figure 4. illustrates the relationship between system functions and organisation. It depicts a possible outcome of an analysis of a given EIA systems functions and organisational capacity. The coloured circles with a “c”, stand for the capabilities singled out for strengthening in a possible cooperation programme with the NCEA, see also 3.2.

Figure 4



Relation between EIA system functions & organisations/capabilities – by the NCEA

3.2 How does NCEA apply the system approach in practice?

The EIA system approach can provide a useful framework to analyse a country's EIA system and identify those elements that need strengthening. When a multi-annual cooperation programme is being formulated, the NCEA usually starts with such a system-wide assessment. Together with our partners, we discuss the different functions that should be contained within an EIA system. Jointly it is then decided which functions need to be established or improved. In the next step, the organisations or actors are identified that play a role in these functions. Depending on where possibilities for cooperation emerge, NCEA starts working on the functions that have priority with the organisations that are interested in cooperation.

When the NCEA starts a cooperation process with an organisation, this organisation is subsequently analysed according to the five capabilities (see 2.2). Together with the organisation, an action plan or programme is then developed to strengthen that particular organisation. The cooperation programme addresses one or more of the organisations' capabilities (see for example the coloured circles within the Ministry of Environment box in figure 4 above).

Of course, it is rarely possible to take on all the capacity needs within a given EIA system simultaneously. Choices have to be made depending on the scale of the cooperation and who the willing partners for cooperation are. Often the NCEA will work specifically with the organisations and capabilities that are more directly related to EIA. In most cases, the activities supported by the NCEA concentrate on one or two levels of the EIA system, but can lead to results at other levels. For instance, NCEA advice on a specific EIA case may lead to changes in working procedures within an organisation or may lead to improvement in political commitment to EIA. Similarly, as the NCEA partners strengthen their own capabilities, the system functions to which the partners contribute should also improve.

In box 1 below, we illustrate how the EIA system approach influenced the design of a six year cooperation programme in Central Africa. This Central African programme was specifically intended to improve the capacity of the National Associations of EIA professionals.

Box 1. EIA systems approach in Central Africa

The programme that supports national associations for environmental impact assessment in Central Africa is known by its French acronym: PAANEEAC. PAANEEAC consisted of a small grants programme supported by the Dutch Ministry of Foreign Affairs which was implemented by the NCEA from 2008 until 2013. At the time that PAANEEAC was created, the NCEA's systems approach was not yet fully fleshed out, but the thinking behind the systems approach can be recognised in the programme design. PAANEEAC specifically supported national associations of EIA professionals and their Secretariat for Environmental Evaluation in Central Africa (French acronym SEEAC).

These professional EIA associations contribute to multiple functions in the EIA systems they are part of, and are more stable than governmental agencies in the region which suffer a continuous turnover of staff. Through the small grant programme the associations were able to build up their capabilities. For example, the associations developed in-house administrative skills, drafted annual plans and multi-year strategies, and tapped into sustainable financial resources. They could establish themselves as a credible organisation that contributed to their countries EIA system by organising professional exchange and providing professional training opportunities, amongst others.

PAANEEAC enabled EIA professionals to organise a platform for debate on 'steps toward better EIA practice'. The professionals involved work in public administrations, NGOs, universities, and consultancies in Burundi, Cameroon, Congo Brazzaville, Central African Republic and Rwanda.

3.3 Opportunities and threats: Cooperation activities in their context

The NCEA's systems approach can help to identify opportunities for EIA strengthening, to jointly decide on ambitions for change, and to define the results that partners want to achieve with the NCEA's support. Conversely, the systems view might also highlight impossibilities. For example, if the systems analysis shows specific functions or organisational capabilities to be a clear bottleneck for performance of the system, and there is little scope to change those, then the NCEA may opt to postpone cooperation activities until a more opportune time.

In addition, jointly with our cooperation partners, we will try to assess the context of an EIA system to figure out if the cooperation activities are suitably timed. What is the political agenda? What is the administrative culture? Who has the power? The answers to these kinds of questions help to determine whether the proposed activities are likely to be successful in the given context. If important contextual factors are likely to be restrictive, the cooperation activities may need to be reconsidered.

3.4 Using the indicators to measure the NCEA's performance

As stated before, the original incentive to formulate the EIA system approach was a request by the Dutch Ministry of Foreign Affairs to render the results of the NCEA's work more tangible and measurable. We have experimented with the systems approach in the NCEA working programme for 2013. The intended results of planned activities were formulated along the lines of the criteria and indicators in the systems approach. The approach proved suitable for this use. The NCEA team is positive that the approach will also serve as a valid framework for measuring results during and at the end of a cooperation project. However more practical experience is needed to support this expectation.

Clearly, we will carefully need to focus our use of the performance indicators for each application. After all, in our country programmes we seldom work with all institutions relevant for the EIA system, or each of the six functions of the system. So each time the NCEA will be following a limited set of results that relate to the activities that are relevant within a specific cooperation project or programme.

4. The performance indicators

In the tables on the next pages, the performance indicators are elaborated, for each of the levels (system, organisation (and individual), and process).

Note that the means of verifications are lined up with the indicator for which they are intended. If not, then the means of verification can be used for more than one of the indicators listed under that result.

If there is a reference to "partners" under means of verification, we are referring to our country partners in our cooperation activities, such as environmental protection agencies.

4.1 EIA performance indicators – System level

Function: Provide regulatory framework for EIA & decision making		
Results	Indicators	Means of verification
EIA regulation in place and of sufficient quality	<ul style="list-style-type: none"> ▪ EIA regulation established (yes/no) ▪ Combination scores law EIA and scores law decision making OR ▪ Combined result on good practice benchmark: <ul style="list-style-type: none"> ▪ Scope of application consistent with ambition and capacity ▪ Sufficient scope of assessment (including alternatives) ▪ Participation included ▪ EIA quality control included ▪ Accountability sufficiently addressed ▪ Clear roles, mandates & co-ordination arrangements ▪ Sufficient arrangements for compliance and enforcement ▪ Relation to sectoral regulation exists 	<ul style="list-style-type: none"> ▪ Document analysis ▪ Interviews ▪ EIA map ▪ Assessment of regulation (of regulation changes) against benchmark (checklist approach – (yes/no) on each aspect supported by qualitative statement)
EIA guidance exists, is widely accessible, and of sufficient quality	<ul style="list-style-type: none"> ▪ Guidance exists (yes/no) ▪ EIA guidance covers key sectors (yes/no) ▪ Estimation of % practitioners that have access to guidance ▪ Combined result of assessment quality against good practice benchmark: <ul style="list-style-type: none"> ▪ Guidance developed in iterative and consultative 	<ul style="list-style-type: none"> ▪ Document analysis (sources: govt reporting) ▪ Interviews with (panel of) practitioners ▪ Quality assessment of guidance

	<p>process</p> <ul style="list-style-type: none"> ▪ Guidance appropriate for level and nature of practice ▪ Guidance is practical, includes case illustrations ▪ Guidance makes use of existing (international) re-sources 	
Function: Raise awareness and commitment for EIA, including funding		
Results	Indicators	Means of verification
Sufficient budget is allocated to undertake EIA related tasks at relevant organisations, such as Ministry for Environment (differentiate between donor and country budget)	<ul style="list-style-type: none"> ▪ Earmarked EIA budget in governmental budgets exist (yes/no), rough estimate budgets & trends, budget considered sufficient? ▪ Budget available for individual EIA cases: (yes/no), rough estimate budgets & trends, budget considered sufficient? ▪ Score on law decision-making 	<ul style="list-style-type: none"> ▪ Interviews and (if available) analysis of govt budgets ▪ Interview with (panel of) EIA practitioners ▪ EIA map
EIA is given attention in the public domain	Level of media coverage on EIA	Media analysis, or more anecdotal (partners collect "cuttings")
EIA is on political agenda, and high level decision-makers are involved in EIA practice	<ul style="list-style-type: none"> ▪ Government has explicit policy on development EIA instrument (yes/no), ▪ Other agencies have explicit policy (yes/no) – and nr of policies) ▪ Nr. of times EIA appears on relevant agenda for Cabinet meetings, or other relevant agendas ▪ Nr. of intervention moments by decision-makers in individual EIA processes ▪ Nr. of times decision-makers physically present at EIA related events 	Reporting by partner
Sufficient level of interest and participation in EIA related events (seminars, etc)	<ul style="list-style-type: none"> ▪ Turn-out: Nr. of participants, and ratio target audience versus who attended 	<ul style="list-style-type: none"> ▪ Reporting on events ▪ Where feasible: feedback from participants

	<ul style="list-style-type: none"> ▪ Appreciation for event ▪ Level of questions and discussion at event (basic/advanced) 	<p>(evaluation forms etc)</p> <ul style="list-style-type: none"> ▪ Analysis/interview organisers
Relevant stakeholders are aware of EIA regulation	Scores for level of awareness NGOs, consultants, universities (learning institutes), knowledge institutes	EIA map
There is recognizable, accepted, and effective leadership on EIA	<ul style="list-style-type: none"> ▪ EIA practitioners can identify EIA leaders pushing/motivating better practice when asked (yes/no) ▪ Estimation of how effective/influential EIAs are (% of total EIAs)? 	Interview with (panel of) EIA practitioners
Function: Provide EIA education and professional training (NB: education = tertiary level EIA teaching at academic institutions, training = professional development)		
Results	Indicators	Means of verification
EIA education is available	<ul style="list-style-type: none"> ▪ Curricula established at teaching institutions (yes/no) ▪ Nr. of degree programmes where EIA is taught 	Internet search (+interviews if needed)
EIA education is of sufficient quality	<ul style="list-style-type: none"> ▪ Nr. of institutes where EIA is taught with good reputation (academic ranking) ▪ EIA teaching is co-ordinated or under quality control (unified curriculum etc) (yes/no), ▪ Participants/students are able to contribute to good practice? (yes/no) ▪ High scores on education participants evaluations 	<ul style="list-style-type: none"> ▪ Internet search ▪ Interviews ▪ Interviews with ex students ▪ Interviews with (panel of) practitioners ▪ Analysis of existing course evaluations
Professional training is available (i.e. indicator is not about one-off training but about regularly organized workshops etc for EIA professionals to further develop their skills& knowl-	<ul style="list-style-type: none"> ▪ Training available (yes/no) ▪ Nr. of EIA training opportunities on annual basis (workshops etc) available 	<ul style="list-style-type: none"> ▪ Internet search ▪ interviews with selection of practitioners if needed

edge)		
Function: Provide advise on EIA procedure and practice (EIA helpdesk)		
Results	Indicators	Means of verification
Helpdesk for EIA established, accessible and used	<ul style="list-style-type: none"> ▪ Helpdesk established (yes/no) ▪ Nr. of queries received ▪ Customer friendliness (see scores under quality of customer guidance Q 389 EIA map) 	<ul style="list-style-type: none"> ▪ Partner reporting (tracking system helpdesk and/or interview with helpdesk experts) ▪ EIA map
Helpdesk effective in influencing practice	Level of effectiveness (%) allocated by practitioners	Interviews with (panel of) EIA practitioners
Function: Monitor implementation EIA instrument		
Results	Indicators	Means of verification
Adequate monitoring of EIA implementation takes place	<ul style="list-style-type: none"> ▪ Monitoring activities are undertaken (yes/no) ▪ Budget is available for monitoring (yes/no) ▪ (Public) reporting on progress takes place (yes/no) 	<ul style="list-style-type: none"> ▪ Document analysis ▪ Interviews
An EIA database is maintained	<ul style="list-style-type: none"> ▪ Database is established (yes/no) ▪ Database is regularly updated (yes/no) 	<ul style="list-style-type: none"> ▪ Interviews ▪ Database analysis
Monitoring leads to EIA improvement efforts	Nr. of actions undertaken on monitoring conclusions (feedback and follow-up)	<ul style="list-style-type: none"> ▪ Interviews ▪ Partner reporting
Function: Enable professional exchange on EIA		
Results	Indicators	Means of verification
Professional exchange platform is established and operational	<ul style="list-style-type: none"> ▪ Platform exists (yes/no) ▪ Average turn-out for activities (nr. or high/medium/low) ▪ Level of activity (nr. of events or high/medium/low) ▪ % effective in influencing practice ▪ Network recognizes and promotes good practice (yes/no) 	<ul style="list-style-type: none"> ▪ Partner (professional EIA association) reporting ▪ Interview with (panel of) practitioners

The six functions above together contribute to EIA system performance in terms of the number and quality of EIAs. System performance is tracked through the results and indicators below. Note that the results are formulated in terms of relative changes rather than as absolute qualities. This is because the determination of what constitutes sufficient quality of EIA practice, adequate level of EIA application or a good practice EIA, will be relative to the starting point in the system concerned, as well as on the ambitions set for that specific EIA system.

Results	Indicators	Means of verification
Improved quality of EIA practice overall	scores reality EIA/Decision-making	EIA map
More co-ordination between governmental agencies takes place within EIA processes	% cases that other govt agencies/departments are consulted in screening, scoping etc (estimate)	Interviews
Improved application of EIA (Note: depending on ambitions for EIA, in some cases lower nr. of EIAs over time could signal an improvement)	<ul style="list-style-type: none"> • Nr. of EIAs annually • % of projects that fall under EIA requirement which are actually subject to EIA in practice 	<ul style="list-style-type: none"> • EIA tracking system (partner responsibility) • EIA map
Better EIAs	<ul style="list-style-type: none"> ▪ Proportion of EIAs considered of sufficient quality ▪ Proportion of EIAs considered influential (on decision-making and implementation) 	Analysis of EIA sample and/or interviews (for example, with those responsible for EIA review)

EIA performance indicators – Capacity level

Capacity of specific actor (such as an EIA department in an Environmental Protection Agency, or EIA association)		
Result	Indicators	Means of verification
C1: Capability to commit and act (concerns legal basis for commitments, ability to plan & take decisions, leadership)	<ul style="list-style-type: none"> ▪ Mandate clearly defined in legal texts (yes/no) ▪ Decisions are taken, communicated and acted upon (yes/no) ▪ Organisation has committed and stable leadership (yes/no) ▪ Organisation has clear and functional organisational structure (yes/no) 	<ul style="list-style-type: none"> ▪ Analysis of legal texts ▪ Interviews (separately with management and work floor)
C2: Capability to deliver (concerns technical knowledge to perform tasks, access to external knowledge, resource base)	<ul style="list-style-type: none"> ▪ Structural financing secured to execute mandate (yes/no) ▪ Offices established, facilities and equipment needed available (yes/no) ▪ Nr. of staff available sufficient to perform tasks (nr.) ▪ Expertise available fit to perform tasks (can be split into indicators for specific tasks relevant for organisation, depending on role of the actor in the EIA system, i.e. EIA screening, EIA review, field inspection, providing EIA advice to practitioners) (yes/no) ▪ Finances and mechanisms available to access external expertise if needed (specifically for EIA review) (yes/no) 	<ul style="list-style-type: none"> ▪ State budget/organisations budget ▪ Human resources policy ▪ Workload calculations ▪ Interviews (separately with management and work floor)
C3: Capability to relate to external stakeholders (concerns networks and relationships)	<ul style="list-style-type: none"> ▪ Co-ordination/cooperation with relevant partners takes place (specifically other authorities within the EIA and monitoring and compliance procedures) (yes/no) ▪ Organisation has political and social legitimacy (yes/no) ▪ Leadership in EIA of organisation duly recognised by partners (yes/no) ▪ Platforms/networks/coalitions for exchange (both national and international) identified by organisation, and organisation (pro)actively participates in these (yes/no) 	<ul style="list-style-type: none"> ▪ Interviews (separately with people inside and outside the organisation itself)

	<ul style="list-style-type: none"> ▪ Organisation willingly shares information (yes/no) 	
C4: Capability to adapt and self-renew (concerns learning, and responding to changing context)	<ul style="list-style-type: none"> ▪ Management encourages exchange and learning (yes/no) ▪ Staff regularly trained and effort made to maintain expertise for tasks (yes/no) ▪ Management anticipates new developments (yes/no) 	<ul style="list-style-type: none"> ▪ Interviews (separately with management and work floor)
C5: Capability to maintain coherence (concerns vision, working procedures)	<ul style="list-style-type: none"> ▪ Vision/Strategy/multi-annual plan exists and informs the work of the organisation (yes/no) ▪ Vision/strategy/planning documents accessible to and known by lower levels, too (yes/no) ▪ Information management system exists giving access to information required to perform tasks (yes/no) ▪ Tools/guidance available to support tasks (working procedures, checklists, etc) (yes/no) ▪ Regular planning/ coordination meetings are held (yes/no) 	<ul style="list-style-type: none"> ▪ Document analysis (including guidance documents) ▪ IMS⁶/data base analysis ▪ Interviews (separately with management and work floor)

Capacity of specific individual to perform his/her EIA related task		
Result	Indicator	Means of verification
EIA Professional fully capable of performing task	<ul style="list-style-type: none"> ▪ Knowledge & expertise needed to perform task sufficient & up to date (yes/no) ▪ Person feels confident to perform task (yes/no) ▪ Access to knowledge and information secured (yes/no) ▪ Position of staff duly recognised and respected (yes/no) ▪ Enabling atmosphere to openly exchange and discuss (yes/no) ▪ Leadership respects and defends staff technical stand points (yes/no) 	<ul style="list-style-type: none"> ▪ Training evaluation results ▪ Coaching reports ▪ Evaluations of quality of work ▪ Interviews ▪ Analysis of decisions

⁶ Information Management System

4.3 EIA performance indicators – Process level

These indicators have been designed to assess the results of the NCEA’s advisory work in concrete EIA processes and can be used to track the results of the NCEAs Terms of Reference (ToR) and EIA review advice, as well as to coaching. Note that M1, M2 and M3 denote monitoring forms previously developed within the NCEA. The forms are designed to collect monitoring information on results achievement.

Result	Indicator	Means of verification
Improved EIA report and process	<ul style="list-style-type: none"> ▪ NCEA advice followed, including advice on which impacts to address (yes/partially/no) ▪ Assessment complete and of appropriate scope (yes/partially/no) ▪ Alternatives identified and compared (yes/partially/no) ▪ EIA addressed risks through monitoring/management (yes/partially/no) ▪ Process sufficiently transparent, and participation opportunities given to relevant stakeholders (yes/partially/no) ▪ EIA integrated in process of project design (yes/partially/no) 	<ul style="list-style-type: none"> ▪ NCEA review of EIA report (when relevant) ▪ M2 form administered as interview and/or written questionnaire
Improved decision-making on project (project approval and/or environmental permitting)	<ul style="list-style-type: none"> ▪ Formal decision made (precondition indicator) (yes/no) ▪ EIA recommendations taking into consideration in decision statement (yes/no) ▪ Support for project has increased through EIA (yes/no) 	<ul style="list-style-type: none"> ▪ M3 form administered as interview and/or written questionnaire ▪ Decision analysis
More sustainable project	<ul style="list-style-type: none"> ▪ New alternatives incorporated into project (yes/partially/no) ▪ Mitigation measures incorporated in EMP⁷ (yes/partially/no) ▪ Stakeholder concerns incorporated into project (yes/partially/no) ▪ EIA facilitated coordination between govt. agencies (yes/partially/no) 	Follow up interview(s) to update M3 form, with focus on implementation

⁷ Environmental Management Plan

	<ul style="list-style-type: none"> ▪ Project is more environmentally friendly and socially acceptable (yes/partially/no) ▪ Mitigation measures incorporated in EMP approach (yes/partially/no) ▪ Management structure to deal with environmental risks are planned or in place (yes/partially/no) 	
Improved capacity (if EIA had additional aim of learning, such as joint review with counterpart team to demonstrate how to do review or by involving experts (e.g. Dutch and local water expert))	<ul style="list-style-type: none"> ▪ Relevant staff exposed to/participated in new way of working (Nr. of relevant people participated in counterpart team) ▪ Way of working incorporated in own practice (yes/partially/no) ▪ Case used for training/education or as practice benchmark (yes/no) 	Interviews
Satisfactory advice has been delivered and has led to concrete action	<ul style="list-style-type: none"> ▪ Level of satisfaction on content of advice (high/medium/low) ▪ Level of satisfaction on timing of advice ((high/medium/low) ▪ Distribution of advice (% stakeholders involved in drafting advisory ToR versus stakeholders having received final ToR) ▪ Adoption of advice (yes/partially/no) ▪ Concrete actions on advice taken (consider specifically any change in budget allocated to EIA) (yes/no) 	M1 form administered as interview and/or written questionnaire